

000060

2012-05

**2011****1**

1.1

[www.cninfo.com.cn](http://www.cninfo.com.cn)

1.2

1.3

**2****2.1**

|  |        |
|--|--------|
|  |        |
|  | 000060 |
|  |        |

**2.2**

|  |                     |    |
|--|---------------------|----|
|  |                     |    |
|  |                     |    |
|  | 6013                | 24 |
|  | 0755 82839363       |    |
|  | 0755 83474889       |    |
|  | dsh@nonfemet.com.cn |    |

## 3

## 3.1

|  | 2011              | 2010              |         | 2009              |
|--|-------------------|-------------------|---------|-------------------|
|  | 18,669,052,308.77 | 9,652,219,244.78  | 93.42%  | 7,583,213,157.26  |
|  | 1,639,060,109.72  | 834,179,907.53    | 96.49%  | 620,507,716.40    |
|  | 1,378,561,204.17  | 734,676,332.46    | 87.64%  | 630,001,245.57    |
|  | 950,748,960.18    | 707,007,692.13    | 34.48%  | 414,226,942.46    |
|  | 1,161,530,278.02  | 671,683,927.58    | 72.93%  | 408,991,811.39    |
|  | 1,072,202,325.38  | 1,942,633,290.68  | -44.81% | 501,603,809.42    |
|  | 2011              | 2010              |         | 2009              |
|  | 14,042,400,232.49 | 14,570,879,433.70 | -3.63%  | 11,647,009,389.99 |
|  | 7,380,474,483.26  | 8,943,608,281.74  | -17.48% | 6,920,968,678.82  |
|  | 5,298,086,985.09  | 4,578,873,027.28  | 15.71%  | 3,914,436,000.52  |
|  | 2,062,940,880.00  | 1,586,877,600.00  | 30.00%  | 1,023,792,000.00  |

## 3.2

|   | 2011   | 2010   |         | 2009   |
|---|--------|--------|---------|--------|
| / | 0.46   | 0.45   | 2.22%   | 0.40   |
| / | 0.46   | 0.45   | 2.22%   | 0.40   |
| / | 0.56   | 0.42   | 33.33%  | 0.40   |
|   | 18.88% | 16.57% | 2.31    | 11.22% |
|   | 23.07% | 15.74% | 7.33    | 11.08% |
| / | 0.52   | 1.22   | -57.38% | 0.49   |
|   | 2011   | 2010   |         | 2009   |
| / | 2.57   | 2.89   | -11.07% | 3.82   |
|   | 52.56% | 61.38% | 8.82    | 59.42% |

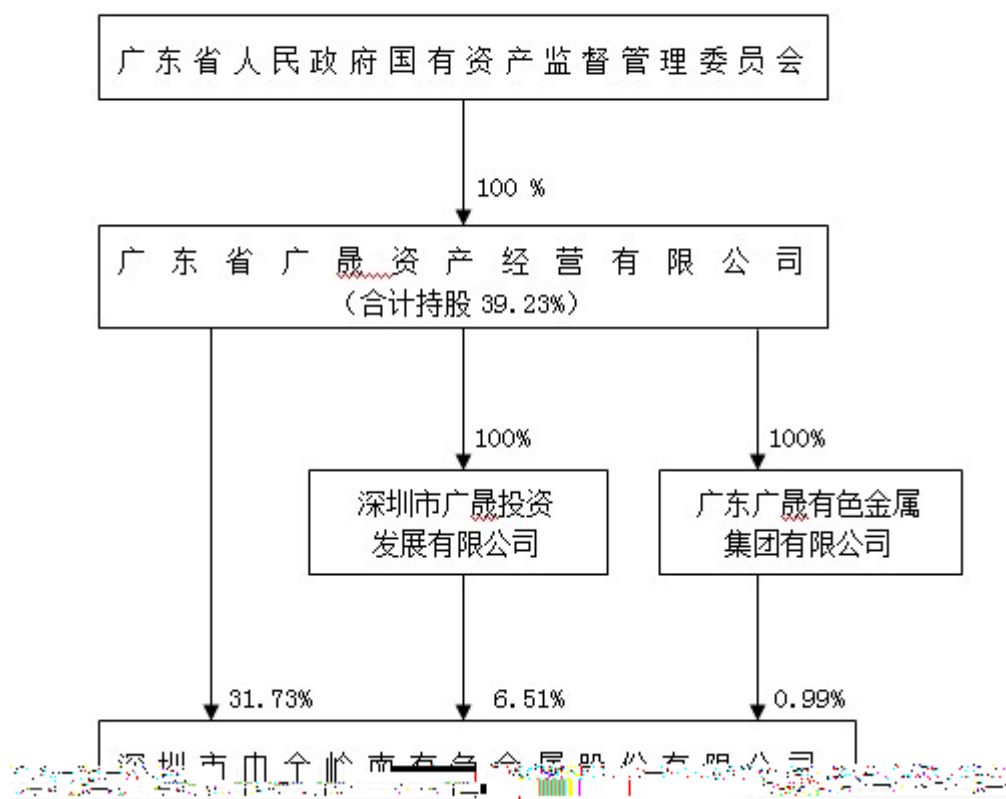
## 3.3

|  | 2011              |  | 2010           | 2009         |
|--|-------------------|--|----------------|--------------|
|  | 4,008,365.56      |  | -21,905,506.76 | 2,377,313.30 |
|  | 36,026,309.47     |  | 19,288,695.44  | 8,002,139.00 |
|  | 7,963,329.37      |  | 147,846,926.16 | 0.00         |
|  | -300,533,580.58   |  | -96,886,763.75 | -885,923.13  |
|  | 10,203,274.07 46% |  | 0.00           | 0.00         |

|     |  |             |
|-----|--|-------------|
| 10  |  |             |
|     |  |             |
|     |  | 654,593,573 |
|     |  | 134,299,972 |
| 100 |  | 21,409,275  |
|     |  | 20,435,775  |
| 100 |  | 14,559,760  |
|     |  | 8,780,418   |
|     |  | 8,613,208   |
| 100 |  | 8,517,439   |
| 300 |  | 7,901,683   |
|     |  | 7,671,021   |
|     |  |             |


## 4.2


公司与实际控制人之间的产权及控制关系的方框图



5

5.1





|  |
|--|
|  |
|--|

## 5.2

|  |            |            |        |       |        |       |
|--|------------|------------|--------|-------|--------|-------|
|  |            |            | %      | %     | %      | %     |
|  | 869,261.17 | 640,780.45 | 26.28% | 1.94% | -5.50% | 5.80% |

## 6.3

|      |    |    |        |     |       |      |   |     |
|------|----|----|--------|-----|-------|------|---|-----|
| 2011 | 1  | 20 |        |     |       | 2011 | 1 | 640 |
|      |    |    |        | "   | "     | 40%  |   | 361 |
|      |    |    | 51.06% |     |       |      |   |     |
| 2011 | 10 | 27 |        | 46% | 2,000 |      |   |     |
|      |    |    | 5.06%  |     |       |      |   |     |
|      |    |    | 1-9    |     |       |      |   |     |

## 6.4

2012 3 30